

ADJUSTABLE NON-REBATED DOOR FRAMES

NON-REBATED WITH ARCHITRAVE T80 OR T63

CONSTRUCTION

The adjustable, non-rebated door frame is made of high-quality wood-based board. wood-based. The exposed side is fully covered with DRE-Cell Decor wood-like decorative foil, 3D foil, CPL laminate or painted**. Its design is adapted to a door leaf thickness of 40 mm and allows for use in walls with a thickness of 75 - 325 mm. Available in **white matt, light grey matt, cashmere matt, warm grey matt, dark olive matt, dark blue matt, sage oak**

(structure), matt black 2, acrylic UV painted white, white pine, sand oak, vintage oak, Polish oak 3D, white lacquered, black lacquered, decors from the LUX and WOOD collections possible selection of beam connection angle at 90° with T80 architrave.

**NOTE: To ensure the highest quality of painted and lacquered door frames, before varnishing or painting process they are coated with special material which constitutes solid base.

APPLICATION

The adjustable non-rebated door frame with Estetic 80 hinges is applicable to all DRE collections in the non-rebated version with Estetic 80 hinges.

SET CONTAINS

Main beam (one horizontal and two vertical elements) with wide angular architrave (80 mm) with small rounding angles of the cross-section profile (R2), door seal, a set of hinges, all necessary components for the instalation of door frames in accordance with the supplied instruction. Door frames are packed in cardboard boxes.



EXTRA CHARGE OPTIONS

Prices include 2 hinges with assembly plates.

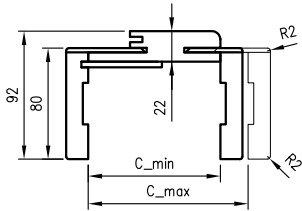
- Price of a door frame for double doors: +50% (additional charge when using 3 Estetic 80 hinges)
- Extra charge for third hinge Estetic 80
- Price of a door frame for double doors: +50% (additional charge when using 3 plate hinges)
- Extra charge for a 90° connection in the following colours: white matt, light grey matt, cashmere matt, warm grey matt, dark olive matt, dark blue matt, sage oak (structure), black matt 2, white acrylic UV varnish, white pine, sand oak, 3D Polish oak, vintage oak, white varnish, black varnish and decors from LUX and WOOD collections, acrylic laminates (standard gloss, metallic gloss, standard matt)
- Extra charge for reinforcement for the self closer applies to door frames with a connection angle of 45°

Cmin	Cmax
75	95
95	120
100	125
120	145
140	165
160	185
180	205
200	225
220	245
240	265
260	285
280	305
300	325

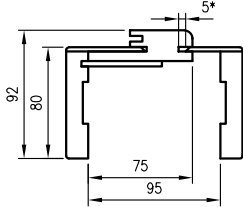
ADJUSTABLE NON-REBATED DOOR FRAMES

NON-REBATED WITH ARCHITRAVE T80 OR T63

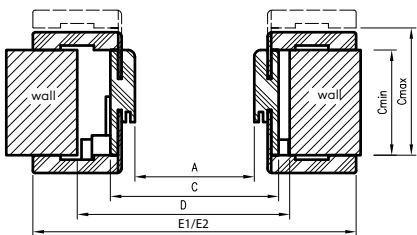
ORB cross-section 095-300



ORB cross-section 075



ORB horizontal cross-section

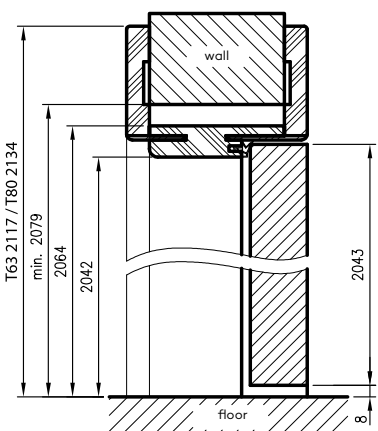


for double-leaf doors

	A	C	D	E1	E2
120	1274	1318	1350	1424	1458
130	1374	1418	1450	1524	1558
140	1474	1518	1550	1624	1658
150	1574	1618	1650	1724	1758
160	1674	1718	1750	1824	1858
170	1774	1818	1850	1924	1958
180	1874	1918	1950	2024	2058

Cmin	Cmax
75	95
95	120
100	125
120	145
140	165
160	185
180	205
200	225
220	245
240	265
260	285
280	305
300	325

Vertical section of the non-rebated door leaf



required wall passage height 2079 mm

D - required width of wall opening

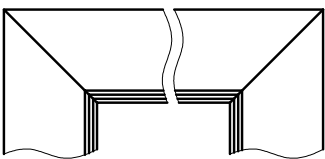
E1 - dimension for T63 architrave
E2 - dimension for T80 architrave
*075-095 door frame has a different cross section, for 75-89 mm wall thickness, it is necessary to shorten the tongue of the adjustable architrave.

for single-leaf doors

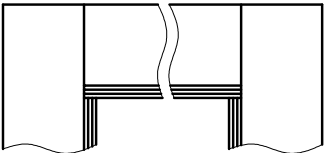
	A	C	D	E1	E2
"60"	627	671	700	777	811
"60N"	607	651	680	757	791
"70"	727	771	800	877	911
"70N"	707	751	780	857	891
"80"	827	871	900	977	1011
"80N"	807	851	880	957	991
"90"	927	971	1000	1077	1111
"90N"	907	951	980	1057	1091
"100"	1027	1071	1100	1177	1211
"100N"	1007	1051	1080	1157	1191

Black ST decor, CPL cashmere laminate, light Casella oak and laminates:
standard gloss, metallic gloss, standard matt only available with T80 architrave

ORB connection at 45



Adjustable non-rebated door frame connection at an angle of 90°** T80 architrave



** 90° connection available in white matt, light grey matt, cashmere matt, warm grey matt, dark olive matt, dark blue matt, sage oak (structure), black matt 2, white acrylic UV painted, white pine, sand oak, 3D Polish oak, white varnish, black varnish and decors from the LUX and WOOD collections

"xN" - width standard for selected non-rebated panel and frame construction door leaves - single-leaf