

ADJUSTABLE NON-REBATED DOOR FRAMES

FOR DOORS WITH INVERTED REBATE

CONSTRUCTION

The adjustable door frame with the inverted rebate is made of high-quality wood-based board. The exposed side is covered with eco-friendly, wood-like decorative DRE Cell foil, CPL black ST, or painted with the highest quality UV acrylic varnishes. To ensure the high quality of painted door frames, they are coated with a special material before painting, providing a uniform base. Its design is adapted to a door leaf thickness of 40 mm and allows for use in walls ranging from 90 to 295 mm thickness. Connections are made at a 45°.

APPLICATION

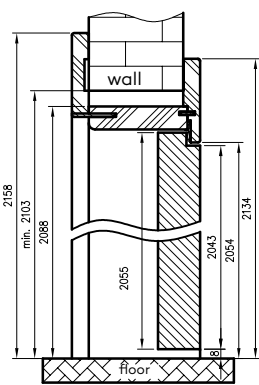
The door frame with an inverted rebate is applicable to selected collections: Estra, Nestor, Nova Cell, Uni, Binito, Fargo, Auri, Reva, Premium.

THE SET CONTAINS

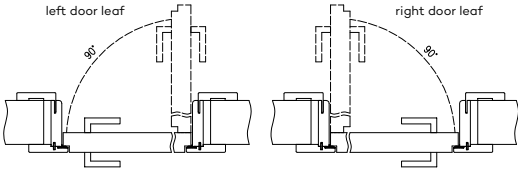
Main beam (horizontal and two vertical elements), architrave T80 (horizontal and two vertical elements), door seal, set of two Estetic 1821 hinges, magnetic lock latch, door frame assembling set with the manual. Door frames are packed in cardboard packaging.



vertical cross-section of ORO

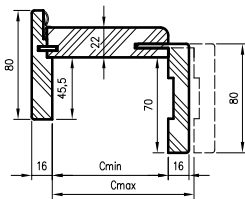


left door leaf



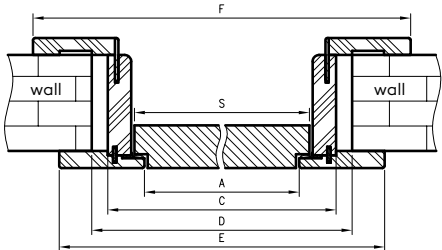
right door leaf

door frame profile



	A	C	D	E	F	S
60	625	694	724	785	834	644
70	725	794	824	885	934	744
80	825	894	924	985	1034	844
90	925	994	1024	1085	1134	944
100	1025	1094	1124	1185	1234	1044

horizontal cross-section of ORO



Required height of the wall opening = 2103 mm
D - required width of wall opening

Extra charge for the third hinge Estetic 1821 -

Cmin	Cmax
90	115
110	135
130	155
150	175
170	195
190	215
210	235
230	255
250	275
270	295

DECORS

Painted: white, cashmere, sabio, ash, latte.

DRE Cell: white matt, light grey matt, warm grey matt, cashmere matt, sage oak (structure), dark olive matt, dark blue matt, sage matt, black matt 2, evoke oak, vintage oak, premium nature oak.

CPL laminate: black ST