

# ADJUSTABLE DOOR FRAMES

REBATED WITH VARIABLE HEIGHTS WITH ARCHITRAVE T80 OR T63

## APPLICATION

The adjustable door frame with variable heights can be used for Standard 10, Modern, Plus rebated door leaves in three additional height options: 1983 mm, 2110 mm and 2240 mm.

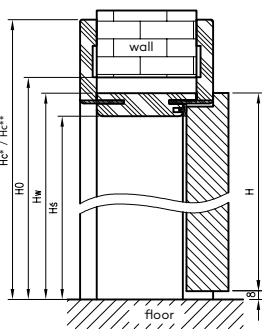
## SET CONTAINS

Main beam (one horizontal and two vertical elements together with masking elements), door seal, set of hinges, all necessary components for the installation of door frames in accordance with the supplied instruction. Door frames are packed in cardboard boxes. Door frames are packed in cardboard boxes.

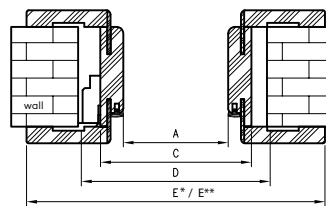
All rebated door frames in 3 additional height options should be equipped with 3 hinges.



OR vertical cross-section

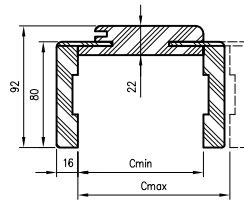


OR horizontal cross-section



D - required width of wall opening  
H - door leaf height  
H0 - required the wall passage height

OR (rebated door frame) cross-section with T80 architrave



H	H <sub>S</sub>	h <sub>w</sub>	H <sub>0</sub>	h <sub>c</sub> **	h <sub>c</sub> *
1983	1969	1991	2006	2061	2044
2110	2096	2118	2133	2188	2171
2240	2226	2248	2263	2318	2301

H<sub>c</sub>\* - door leaf height with T63 architrave  
H<sub>c</sub>\*\* - door leaf height with T80 architrave

for single-leaf doors

	A	C	D	E**	E*
60	602	646	680	786	752
70	702	746	780	886	852
80	802	846	880	986	952
90	902	946	980	1086	1052
100	1002	1046	1080	1186	1152

for double-leaf doors

	A	C	D	E**	E*
120	1235	1279	1315	1419	1385
130	1335	1379	1415	1519	1485
140	1435	1479	1515	1619	1585
150	1535	1579	1615	1719	1685
160	1635	1679	1715	1819	1785
170	1735	1779	1815	1919	1885
180	1835	1879	1915	2019	1985
190	1935	1979	2015	2119	2085
200	2035	2079	2115	2219	2185

Extra charge for reinforcement for self closer applies to door frames with 45° connection angle  
Price of adjustable door frame for double leaf door: +30%.  
Black ST decor, CPL cashmere laminate, light casella oak, available only with T80 architrave.

wall thickness	
Cmin	Cmax
80	105
100	125
120	145
140	165
160	185
180	205
200	225
220	245
240	265
260	285
280	305
300	325